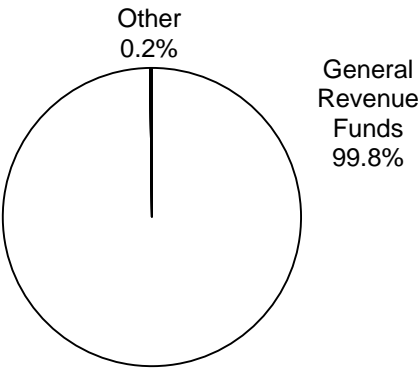


Section 1

Method of Financing	2012-13 Base	2014-15 Recommended	Biennial Change	% Change
General Revenue Funds	\$1,937,287	\$1,937,287	\$0	0.0%
GR Dedicated Funds	\$0	\$0	\$0	0.0%
Total GR-Related Funds	\$1,937,287	\$1,937,287	\$0	0.0%
Federal Funds	\$0	\$0	\$0	0.0%
Other	\$3,923	\$3,768	(\$155)	(4.0%)
All Funds	\$1,941,210	\$1,941,055	(\$155)	(0.0%)

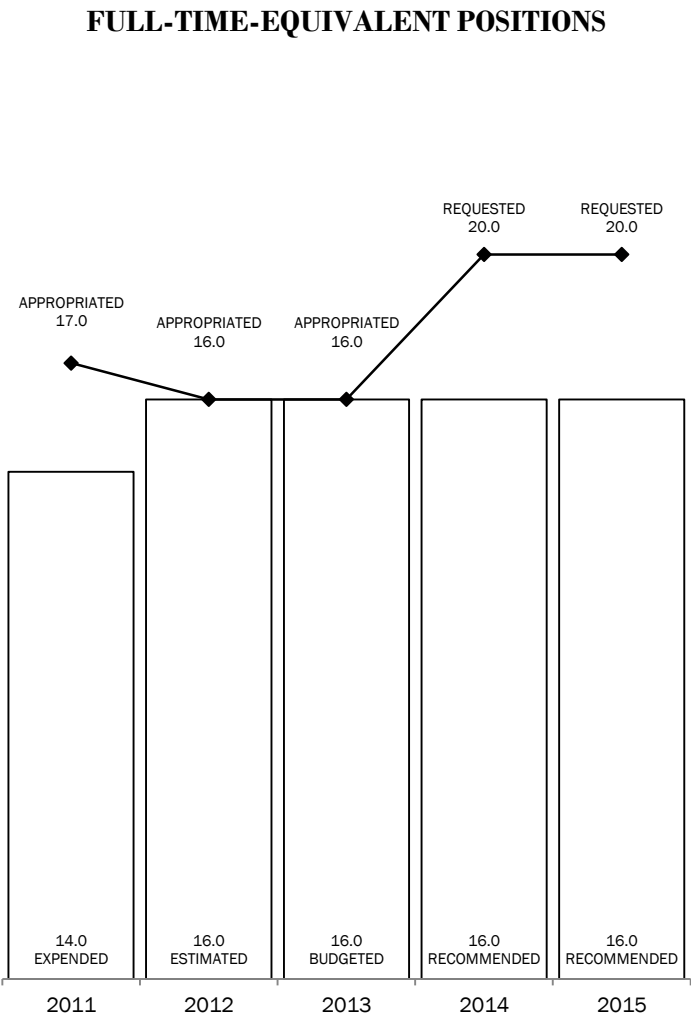
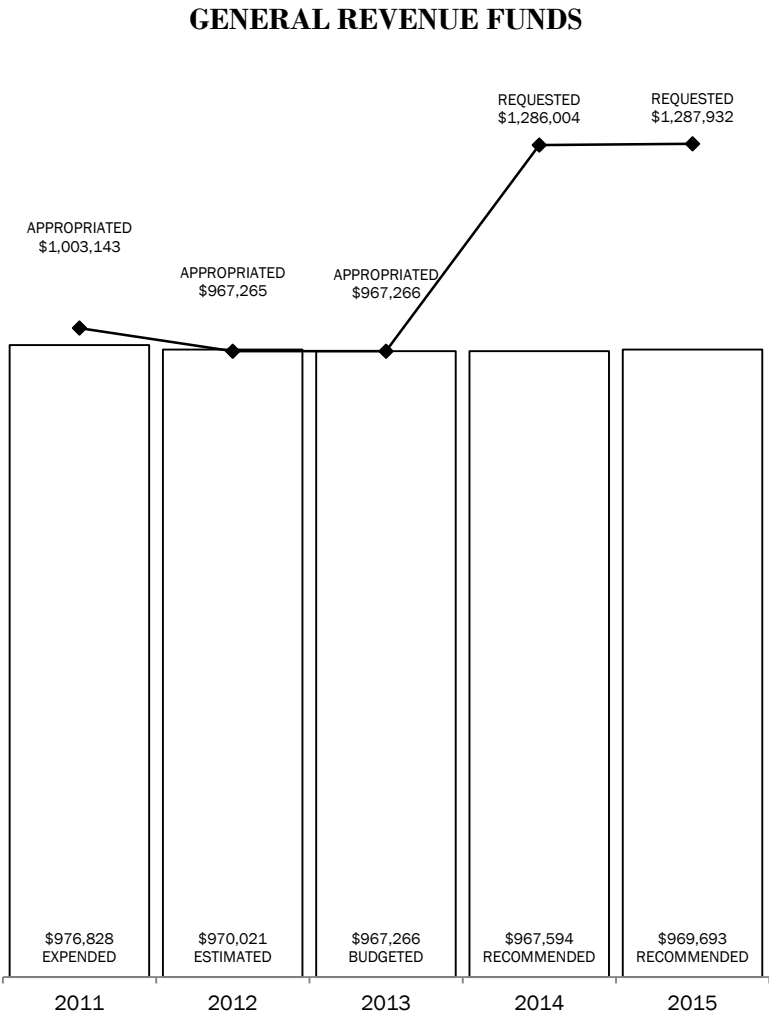
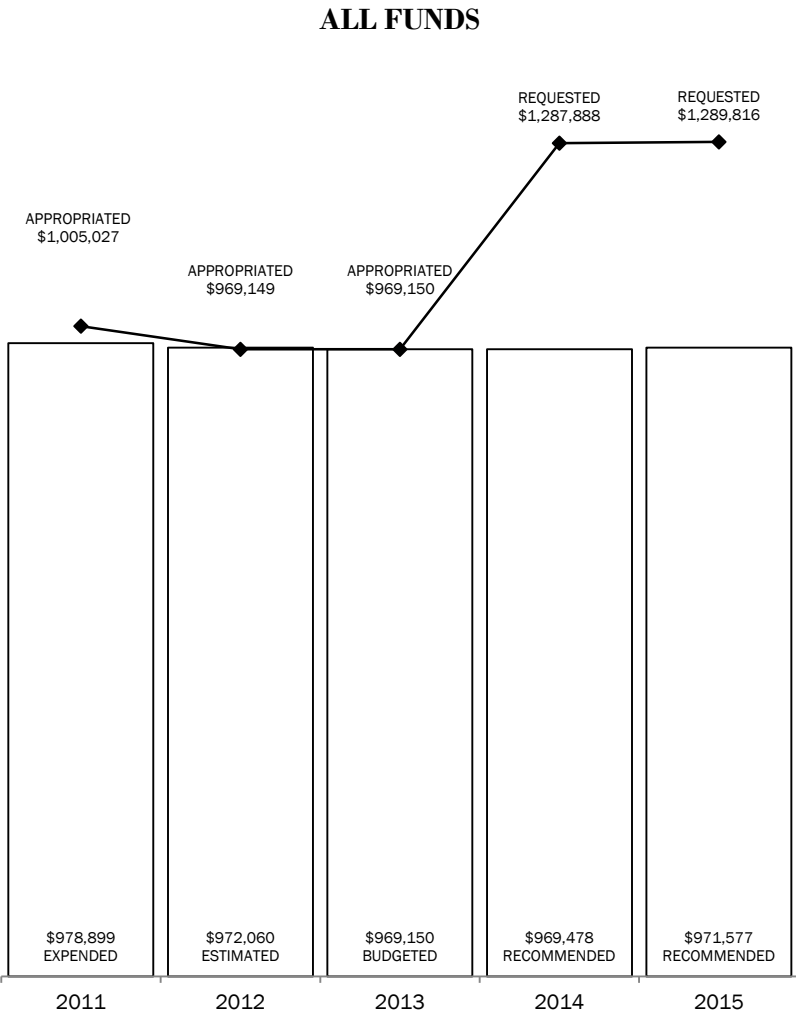
RECOMMENDED FUNDING
BY METHOD OF FINANCING



The bill pattern for this agency (2014-15 Recommended) represents an estimated 100% of the agency's estimated total available funds for the 2014-15 biennium.

Section 1
Board of Veterinary Medical Examiners
2014-2015 BIENNIUM

TOTAL= \$1.9 MILLION



Section 2

Board of Veterinary Medical Examiners
Summary of Recommendations - Senate, By Method of Finance -- ALL FUNDS

Strategy/Goal	2012-13 Base	2014-15 Recommended	Biennial Change	% Change	Comments
OPERATE LICENSURE SYSTEM A.1.1	\$328,391	\$328,184	(\$207)	(0.1%)	
TEXAS.GOV A.1.2	\$67,300	\$67,300	\$0	0.0%	
COMPLAINTS AND ACTION A.2.1	\$1,267,468	\$1,291,243	\$23,775	1.9%	
PEER ASSISTANCE A.2.2	\$60,000	\$60,000	\$0	0.0%	
Total, Goal A, VETERINARY REGULATION	\$1,723,159	\$1,746,727	\$23,568	1.4%	
LICENSING INDIRECT ADMINISTRATION B.1.1	\$50,717	\$47,768	(\$2,949)	(5.8%)	
COMPLAINTS & ACTION INDIRECT ADMIN B.1.2	\$167,334	\$146,560	(\$20,774)	(12.4%)	
Total, Goal B, INDIRECT ADMINISTRATION	\$218,051	\$194,328	(\$23,723)	(10.9%)	
Grand Total, All Strategies	\$1,941,210	\$1,941,055	(\$155)	(0.0%)	Recommendations reallocate funds in alignment with the agency's request to move funds from Indirect Administration strategies to strategy A.2.1 Complaints and Action. The decrease in Appropriated Receipts of \$155 also aligns with the agency's request and is due to an agency anticipated decrease in the sale of records and publications.

Section 3

**Board of Veterinary Medical Examiners
Selected Fiscal and Policy Issues**

NONE

Section 4

Texas Board of Veterinary Medical Examiners (TBVME)
Performance Review and Policy Report Highlights

Reports & Recommendations	Report Page	Savings/ (Cost)	Gain/ (Loss)	Fund Type	Included in Introduced Bill	Action Required During Session
---------------------------	----------------	--------------------	-----------------	--------------	--------------------------------	--------------------------------

NO RELATED RECOMMENDATIONS

Section 5

**Board of Veterinary Medical Examiners
Rider Highlights**

- 2. **(former) Contingent Revenue.** Recommendations delete this rider. Additional revenues were generated and appropriations were increased during the 2012-13 biennium for the purposes of this rider. These amounts were included in the agency’s 2012-13 base and the 2014-15 recommendations.

Section 6

Board of Veterinary Medical Examiners
Items not Included in Recommendations - Senate

	2014-15 Biennial Total	
	GR & GR-Dedicated	All Funds
In Agency Priority Order		
1. General Revenue Funding for salary increases	\$ 106,106	\$ 106,106
a. Salaries and Wages (\$105,056 for the biennium)		
\$20,004 for General Counsel II (\$10,002 each year)		
\$20,016 for Attorney II (\$10,008 each year)		
\$7,801 for Executive Assistant II (\$3,900 each year)		
\$10,000 for Investigator III (\$5,000 each year)		
\$11,196 for Program Supervisor VI (\$5,598 each year)		
\$21,974 for Accountant V (\$10,987 each year)		
\$14,066 for Accounting Technician I (\$7,033 each year)		
b. Other Operating Expense (\$1,050 for the biennium)		
2. General Revenue for litigation expenses (agency estimates four standard of care cases will be taken to the State Office of Administrative Hearings each year at \$20,000 per case)	\$ 160,000	\$ 160,000
3. General Revenue for Health Professions Council Website Administrator contribution	\$ 8,175	\$ 8,175
Total, Items Not Included in the Recommendations	\$ 274,281	\$ 274,281